

Using RDX® QuikStor® for Mac Backup with Apple Time Machine



Time Machine is an easy-to-use built-in backup routine for Mac systems. It performs manual and automated backups to disk devices. The automated mode runs hourly backups, consolidates them each day and keeps them for a month. After that, they are consolidated to weekly backups. Time Machine offers recovery points of each backup performed. Systems can easily be restored to a known recovery point. This is especially useful in the event of a virus or ransomware attack.

Business Continuity considerations

Alongside employees, business data is one of the most important assets of a company. Data protection and business continuity is essential for organisations to continue operations after a catastrophic data loss event. Data loss could mean the loss of information which can never be recovered or rebuilt.

Disaster recovery solutions must be implemented to minimise business downtime and outage cost in case of a data loss incident.

Finding the right solution

Mostly, Mac users perform backups on external hard disks. However, these devices do not offer a reliable and robust solution. In addition, they do not provide full disaster protection against unforeseen incidents at the office location or virus and ransomware attacks as they are constantly attached to the Mac system. Full disaster protection can only be guaranteed by utilising removable storage devices such as RDX QuikStor from Overland-Tandberg.

RDX® QuikStor® - ruggedised, removable and simple

Overland-Tandberg's RDX QuikStor is a removable disk system which simply attaches to Mac systems via USB-C. It consists of a QuikStor system and media. The drive is constantly connected to the Mac system. For full disaster protection, at least three media should be applied for alternating usage. The media has a rugged design, it's reliable, fast, easy-to-use, and tough enough to withstand busy and harsh environments.

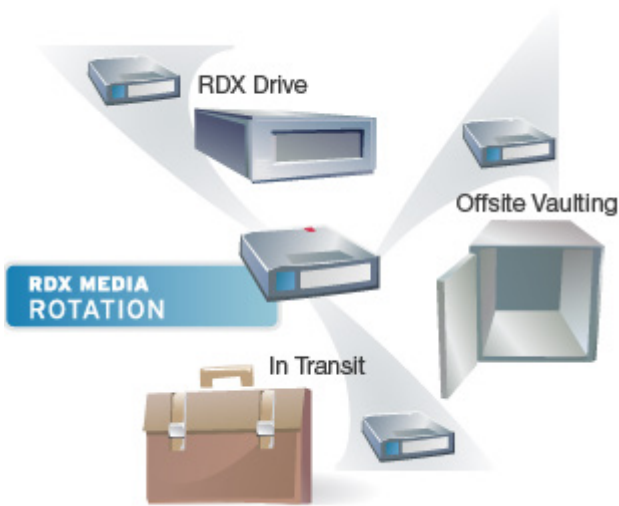
Overland-Tandberg offers RDX manager software for Mac as a free download. This ensures total compatibility and enables Mac users to utilise the eject button on the RDX drive and to administer the RDX device from their Mac system.

Challenges

- Backup of business critical data is not performed regularly
- Unprofessional solutions jeopardise data integrity and data availability
- Virus and ransomware attacks affect local backups
- Harsh and busy office environments harm popular backup devices
- Removable media like tape or CD/DVD is not supported by the built-in backup utility

Solution Benefits

- Easy to install and easy to use
- Fully compatible with all Mac systems
- Integrates seamlessly into the built-in Apple Time Machine backup utility
- Media rotation and off-site protection
- Rugged design, no special care required
- Affordable
- Automated and reliable



Media rotation for full disaster protection

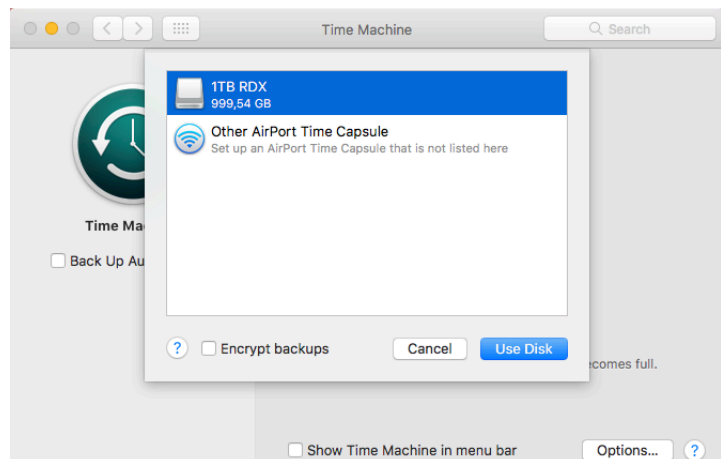
The removability of the RDX media allows implementing data protection best practices by rotating cartridges to provide multiple layers of protection. One media resides in the system ready for the backup, one media is located offsite at an external location and the third one is in transit on its way either to or from the office. A media rotation scheme with at least three media allows you to meet most disaster protection and compliance requirements.

Easy and fast deployment


RDX QuikStor is fully compatible with the Apple Time Machine backup application. After starting Time Machine, the application prompts to select a backup disk. The RDX QuikStor media is displayed as a valid backup target. Time Machine might format the media for initial use.

Customer Benefits

- Full data protection provides peace of mind
- Low purchase cost and TCO optimises budget
- No extra backup software required, utilises built-in application
- Ease of use reduces operational costs
- Meets compliance requirements for electronically stored data



After that, Time Machine is set up and ready to perform its first backup. We recommend checking the box “Back Up Automatically”. If done, the first backup starts after 120 seconds. Further backups will then be performed every hour. We advise implementing media rotation with at least three media for full disaster protection with off-site storage. Therefore, further RDX media can be easily introduced to Time Machine. Media should be alternated on a daily basis.



Sales and support for Overland-Tandberg products and solutions are available in over 90 countries. Contact us today at sales@overlandtandberg.com

SB_v3_may15_2020